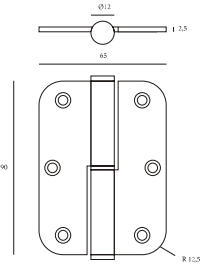


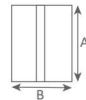
IN.05.019.90.R



Carga máxima 40 Kgs.

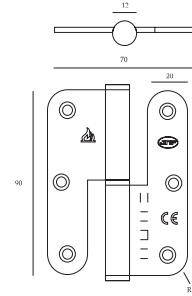
Ac. Inoxidable

IN.05.019.90.R
REDONDO
40 Kg



(A)x(B)	Derecha	Izquierda
90x65 mm	F356301990RED	F356301990REE

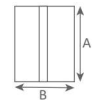
IN.05.019.90.BR



Carga máxima 40 Kgs.

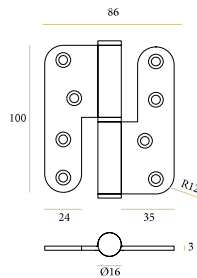
Ac. Inoxidable

IN.05.019.90.BR
RED. 40 Kg



(A)x(B)	Derecha	Izquierda
90x70 mm	F356301990BRD	F356301990BRE

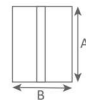
IN.05.019.100.R



Carga máxima 60 Kgs.

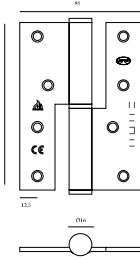
Ac. Inoxidable

IN.05.019.100.R
RED. 60 Kg



(A)x(B)	Derecha	Izquierda
86x100 mm	F3563019100D	F3563019100E

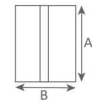
IN.05.019.120.CF



Carga máxima 80 Kgs.
Certificada cortafuego.

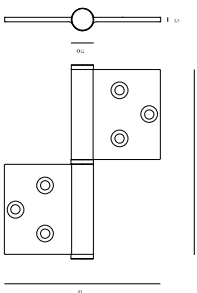
Ac. Inoxidable

IN.05.019.120.CF
RECTO. 80 Kg
CORTAFUEGO



(A)x(B)	Derecha	Izquierda
86x120 mm	F3563019120D	F3563019120E

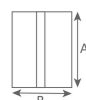
IN.05.010



Carga máxima 40 Kgs.

Ac. Inoxidable

IN.05.010
RECTO



(A)x(B)	Derecha	Izquierda
84x100 mm	F356301990RED	F356301990REE

200



Ac. Inoxidable
Negro

200
REDONDO



(A)x(B)	Derecha	Izquierda
90x65 mm	F3661200PR90D	F3661200PR90E
Ac. Inoxidable	F3661200NE90D	F3661200NE90E
Negro	F3661200NE90D	F3661200NE90E

200



Ac. Inoxidable ✓



200
RECTO

(A)x(B)	Derecha	Izquierda
90x65 mm	F3661200PR90D	F3661200RR90E

210



Ac. Inoxidable ✓



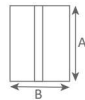
210
REDONDO

(A)x(B)	Derecha	Izquierda
90x65 mm	F3661210PR90D	F3661210PR90E
100x86 mm	F3661210PR10D	F3661210PR10E

410 INOX



Ac. Inoxidable ✓



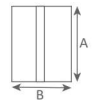
410
REDONDO

(A)x(B)	Derecha	Izquierda
100x55 mm	F3661B41010D	F3661B41010E

95 INOX



Ac. Inoxidable ✓



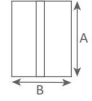
95
REDONDO

(A)x(B)	Derecha	Izquierda
95x54 mm	F36534005EI	F36534006DI

410 SPR



- Cromo mate ✓
- Níquel mate ✓
- Latón ✓
- Negro ✓



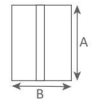
410 SPR
REDONDO

Acabado	(A)x(B)	Derecha	Izquierda
Cromo mate	100x55	F3661B410C10D	F3661B410C10E
	120x60	F3661B410C12D	F3661B410C12E
Níquel mate	100x55	F3661B410N10D	F3661B410N10E
	120x60	F3661B410N12D	F3661B410N12E
Latón	100x55	F3661B410L10D	F3661B410L10E
	120x60	F3661B410L12D	F3661B410L12E
Negro	100x55	F3661B410NE10D	F3661B410NE10E

310 SPR




- Cromo mate ✓
- Níquel mate ✓
- Latón ✓



310 SPR
REDONDO

Acabado	(A)x(B)	Derecha	Izquierda
Cromo mate	100x55	F3661B310C10D	F3661B310C10E
	120x60	F3661B310C12D	F3661B310C12E
Níquel mate	100x55	F3661B310N10D	F3661B310N10E
	120x60		
Latón	100x55	F3661B310L10D	F3661B310L10E
	120x60	F3661B310L12D	F3661B310L12E

310S



- Latón mate ✓
- Cromo mate ✓



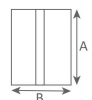
200
REDONDO

Acabado	(A)x(B)	Derecha	Izquierda
Latón Mate	140x70 mm	F3661PB310LMD	F3661PB310LME
Cromo mate	140x70 mm	F3661B310C14D	F3661B310C14E

95



- Latón mate ✓
- Cromo mate ✓
- Níquel mate ✓



95
REDONDO

Acabado	(A)x(B)	Derecha	Izquierda
Latón Mate	95	F36534002DCM	F36534001ECM
Cromo mate	95	F36534004DNQ	F36534003ENQ
Níquel mate	95	F36534027DLM	F36534026ELM

4021



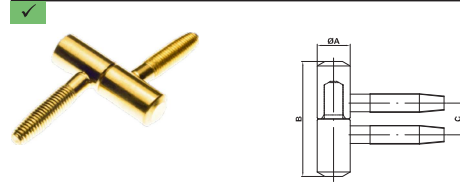
4021
REDONDO



Bronce ✓

Acabado	(A)x(B)	Derecha	Izquierda
Bronce	95	F36534021DBR	F36534020EBR

Mod.20




Níquel ✓
Dorado ✓

20

Acabado	(A)x(B)	Macho	Hembra
Níquel	13x44 mm	F36216828	F36216829
Dorado	13x44 mm	F36216826	F36216827

ANUBAS REGULABLES



PLANTILLA

	Ø14	Ø16
Gancho atorn	F362114354	F362114355
Gancho pernio	F362114360	F362114361
Plantilla	F362114367	

Negro ✓
Dorado ✓
Plata ✓

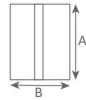
ANUBA REGULABLE

Modelo	Macho Hembra	Funda negra	Funda Dorada	Funda Plata
Ø14	F36212150F14 F36212150M14	F362112150N16	F362112150O16	F362112150P16
Ø16	F36212150F16 F36212150M16	F362112150N18	F362112150O18	F362112150P18

405



Negro



405
REDONDO

Acabado	(A)x(B)	Derecha	Izquierda
Negro	95x52 mm	F3621405N95D	F3621405N95E

407



Cuero



407
REDONDO

Acabado	(A)x(B)	Derecha	Izquierda
Cuero	95x52 mm	F3621407C100D	F3621407C100E

TAPABOCAS



Latón mate



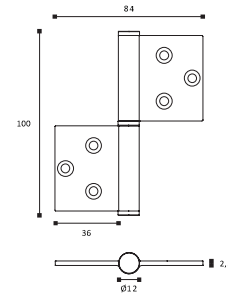
TAPABOCAS
REDONDO

Acabado	(A)x(B)	Derecha	Izquierda
Latón Mate	95x52 mm	F3621195DD	F3621195DE

IN.05.010 SOBREPONER



Carga máxima 40 Kgs.



Ac. Inoxidable

IN.05.010
REC. 40 Kg



(A)x(B)	Código
100x84 mm	F356305010