

2002



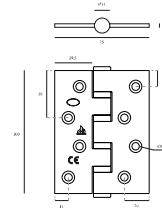
Ac. Inoxidable ✓



2002

(A)x(B)	Derecha
60x40 mm	F352120026040
60x50 mm	F352120026050
70x50 mm	F352120027050

IN.05.020.100.CF



Carga máxima 120 Kgs.
Certificada cortafuego.

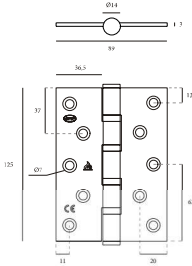
Ac. Inoxidable ✓



IN.05.020.100.CF
120 Kg
RODAMIENTOS

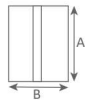
(A)x(B)	Derecha
100x75 mm	F3563020100

IN.05.020.125.CF



Carga máxima 120 Kgs.
Certificada cortafuego.

Ac. Inoxidable ✓



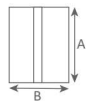
IN.05.020.125.CF
120 Kg

(A)x(B)	Derecha
125x89 mm	F3563020125

BISAGRA PIANO



Ac. Inoxidable ✓
Dorada ✓
Níquel ✓



PIANO

Acabado	(B)	Derecha
Níquel	32	F350832NI
	40	F350840NI
Latónada	32	F350832LA
	40	F350840LA
Ac.Inoxidable	32	F350832IN

BISAGRA RAMAL




Zincado ✓



RAMAL

(A)x(B)	Derecha
30x100 mm	F354530100HZ
30x150 mm	F354530150HZ
30x200 mm	F354530200HZ
30x250 mm	F354530250HZ
30x300 mm	F354535300HZ

PLANA CHATA



Ac. Inoxidable ✓
Latón ✓



CHATA

(A)x(B)	Ac. Inoxidable	Latón
25x25 mm	F35452525I	F35452525LT
40x35 mm	F35454035I	F35454035LT
50x40 mm	F35455040I	F35455040LT
60x40 mm	F35456040I	F35456040LT
60x50 mm	F35456050I	F35456050LT
70x40 mm	F35457040I	F35457040LT
70x50 mm	F35457050I	F35457050LT
80x60 mm	F35458060I	F35458060LT

CINCADA DOBLE HOJA



Zincado



DOBLE HOJA

(A)x(B)	Derecha
50x50 mm	F3545HZ5050
60x60 mm	F3545HZ6060
70x60 mm	F3545HZ7060
70x70 mm	F3545HZ7070
80x60 mm	F3545HZ8060
80x70 mm	F3545HZ8070
80x80 mm	F3545HZ8080
90x90 mm	F3545HZ9090
100x100 mm	F3545HZ100100
110x110 mm	F3545HZ110110
120x120 mm	F3545HZ120120



550



Negro



550

(A)x(B)	Negro
75x109 mm	F3521550N100
88x155 mm	F3521550N150
111x207 mm	F3521550N200
111x262 mm	F3521550N250



551



Negro



551

(A)x(B)	Negro
55x90 mm	F3521551N090
73x120 mm	F3521551N120

553



Negro



553

(A)x(B)	Negro
60x60 mm	F3521553N60
75x70 mm	F3521553N75
100x95 mm	F3521553N100



554



Negro



554

(A)x(B)	Negro
88x150 mm	F3521554N150
111x200 mm	F3521554N200
111x250 mm	F3521554N250
131x300 mm	F3521554N300